


Datasheet

SPDT Toggle Switch On-Off-On



Specifications

MECHANICAL LIFE: 50,000 make-and-break cycles.

CONTACT RESISTANCE: 20m Ω max. Initial @ 2-4VDC

100mA for both silver and gold plated contacts.

INSULATION RESISTANCE: 1,000M Ω min.

DIELECTRIC STRENGTH: 1,000 V RMS@sea level.

OPERATING TEMPERATURE: -30°C to 85°C.

CASE & BUSHING - Glass filled nylon 6/6 , retardant ,
heat stabilized(UL94V-0)

ACTUATOR - Brass, chrome plated. Internal O-ring seal. standard
for all actuators.

SWITCH SUPPORT - Brass , tin plated.

TERMINALS/CONTACT - Silver or gold plated copper.

RATING: 2002/95/EC

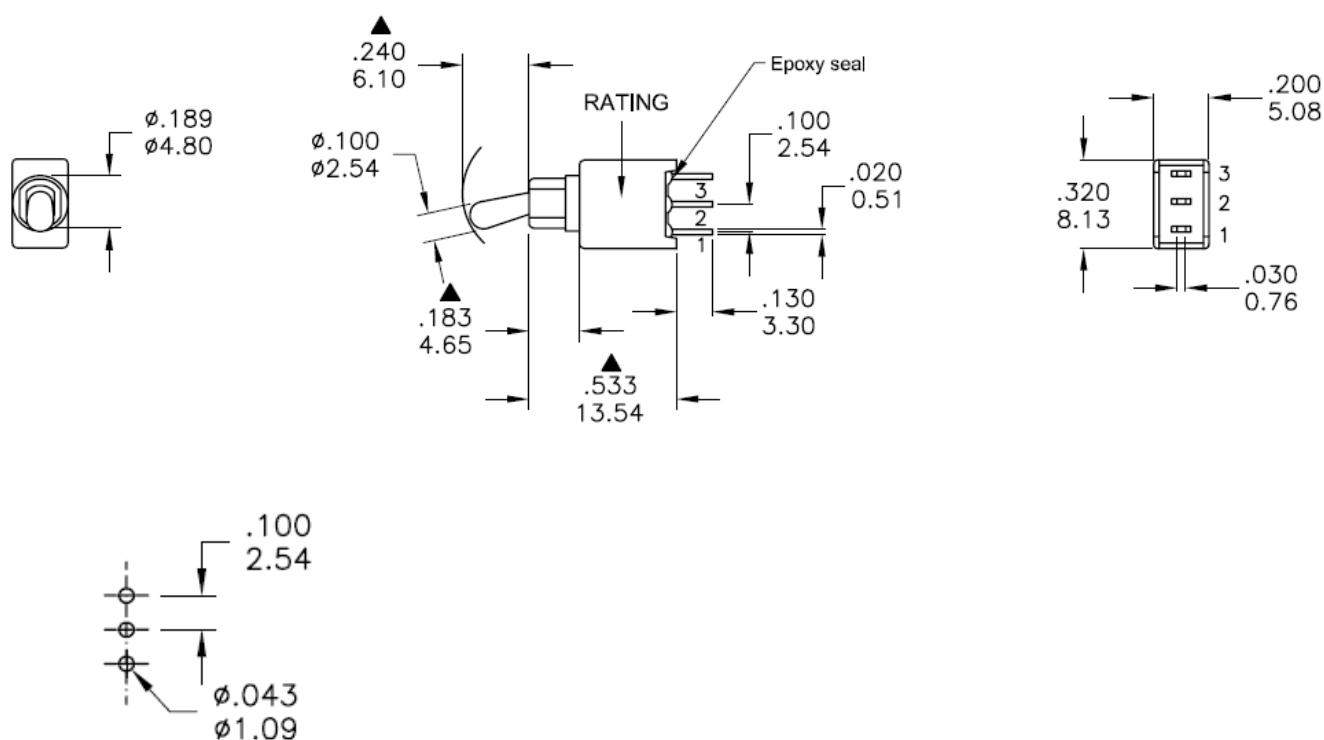
RATING :

R : 0.4 Volt-Amps(VA) max. @20V max.(AC or DC)

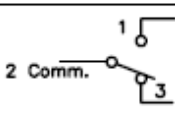
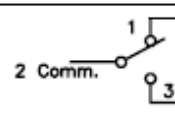
Q: 1Amp @250VAC

3Amps @120 VAC or 28 VDC

Dimensions - mm



P.C. MOUNTING

Model No.	POS.1	POS.2	POS.3
2AS3	ON	OFF	ON
Term. Comm.	2-3	OPEN	2-1
SCHEMATIC			

SWITCH FUNCTION